



EL SOL, JUPITER'S NEIGHBORHOOD RESOURCE CENTER FIRST QUARTERLY REPORT 2021

Table of Contents

I.	Letter to the Town	2
II.	Value of Services	3
III.	Program Descriptions.....	4
	1. Labor Program a. Worker and Employer Statistics b. Case Management 2. Adult Education Program a. English as a Second Language (ESL) Program b. Spanish Literacy – Plazas Comunitarias c. GED Program d. Computer Program e. Worker Development Program 3. Health Program a. Promotores de Salud b. Referrals and Workshops 4. Community Life a. Community Service b. Community Events c. Town of Jupiter Presentations d. Volunteers and Interns 5. Legal Program 6. Food and Nutrition Program a. Hot Meal Program b. CROS Ministries Food Pantry c. Palm Beach County Food Bank – Food Stamps d. Sunshine Organic Community Garden 7. Youth Development Program	
IV.	Program Description Table.....	24

I. LETTER TO THE TOWN

March 31, 2021

Dear Town of Jupiter Council Members,

As part of its lease with the Town, El Sol is pleased to submit its first quarter report for 2021.

El Sol started off the year with some changes to our Board of Directors. Three of our long-term directors stepped off the board because their terms expired: Roger Buckwalter, served as Vice-chair, Sheila Hirsch was Treasurer and Lee McCarthy was our first Secretary. We are very grateful for their passion and years dedicated to El Sol. Their leadership will be missed! We were also excited to welcome Carolyn Christmas, Carlos Navarro and Gail Tomanelli and look forward to many years working together to further our mission.

During this first quarter we have continued to operate our programs in a modified manner but slowly continue returning to a more “normal”. The labor hall is now open 7 days a week and workers are being provided with a hot breakfast and a lunch to go. Ninety-seven students participated in vocational training “in-house” workshops including painting, tiling and floral design. Our Adult Education classes continue online with students participating in ESL, Plazas Comunitarias, GED, prep and computer classes. We completed a virtual “The Flavors of The Sun” series of healthy cooking classes and started in person nutrition workshops. Although still doing much online, Youth Development is offering some in person activities like tutoring, assistance to parents with school registration, FAFSA and other services.

The impact of our programs and services is detailed here. According to the Independent Sector website, the estimated national value of volunteer time for 2021 is \$28.54 per hour. This is the amount we assign to calculate the value of volunteer hours in our programs. Professional Volunteer hours such as Legal or IT are valued at higher rates.

We are always very appreciative for the Town’s support of El Sol and for allowing us to continue providing services to our community. I hope you enjoy reading about the work we are doing. Please let me know if you need any further information.

Respectfully submitted,

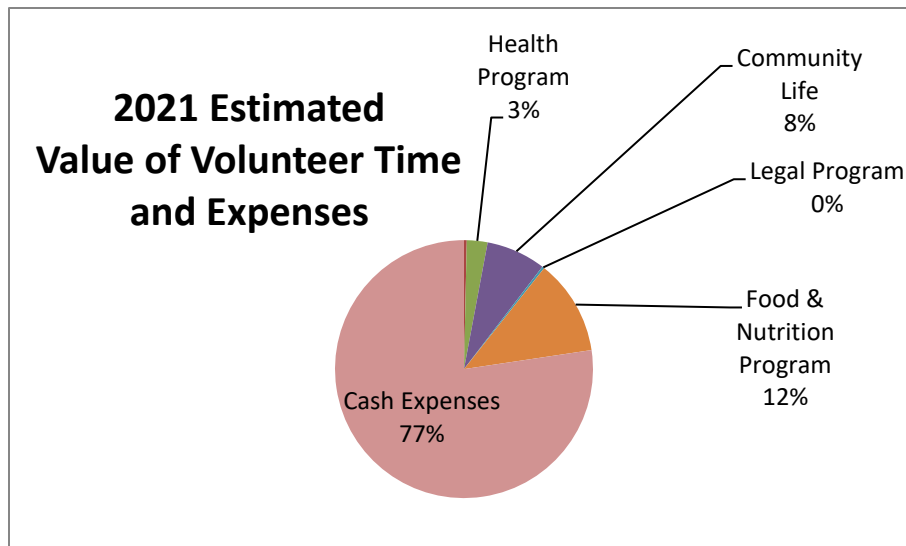


Suzanne Cordero
Executive Director

II. VALUE OF SERVICES

In the First quarter of 2021, El Sol contributed services to the Town of Jupiter including Volunteer Time, Donations, and Cash Expenses with an estimated in-kind value of \$316,179 with a monthly average of \$105,393.**

Program Value	Quarter I	Quarter II	Quarter III	Quarter IV	Quarter Totals
Labor Program	\$0	\$0	\$0	\$0	\$0
Adult Education Program	\$1,090	\$0	\$0	\$0	\$1,090
Health Program	\$8,220	\$0	\$0	\$0	\$8,220
Community Life	\$23,556	\$0	\$0	\$0	\$23,556
Legal Program	\$900	\$0	\$0	\$0	\$900
Food & Nutrition Program	\$37,814	\$0	\$0	\$0	\$37,814
Youth Development Program	\$0	\$0	\$0	\$0	\$0
*Cash Expenses	\$244,599	\$0	\$0	\$0	\$244,599
Total	\$316,179	\$0	\$0	\$0	\$316,179



*Cash Expenses are expenditures made by El Sol for supplies, services, and salaries for programs and support services made during the daily course of executing our mission throughout the Town of Jupiter. They do not include In-Kind or Depreciation Expense entries. Cash Expenses have been adjusted to correctly reflect that.

**Rounding is done throughout the report and any mathematical discrepancies may be attributed to that.

III. PROGRAM DESCRIPTIONS

1. LABOR PROGRAM

a. Worker and Employer Statistics

STRATEGIC PLAN GOAL: Increase placement Rate to 65% in 2021

Quarter I Progress: Daily Placement Rate was at 74%

	Quarter 1	Quarter 2	Quarter 3	Quarter 4	TOTAL
STRATEGIC PLAN GOAL Daily Placement Rate	65%	65%	65%	65%	65%
Actual	74%				74%

The Labor Program continues in 2021 to work in a semi-virtual manner and continues to expand the program within the CDC Social Distancing guidelines.

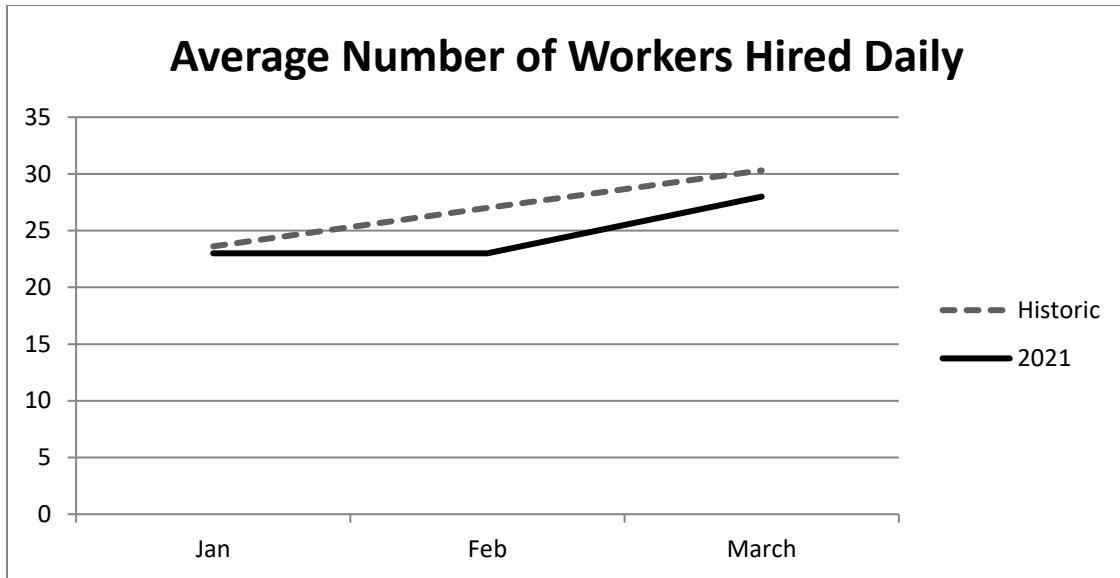
In the First quarter of 2021, a total of 1,905 jobs were filled. El Sol registered 41 new workers and 146 new Employers. For the quarter, an average of 47 community members registered at El Sol each morning. Of these, 34 members registered specifically for work for that day (Job Worker). Of the 34 workers ready for work, on average 25 workers were hired each day.

2021 Worker Statistics									Employer Statistics	
Month	General Attendance	Average General Attendance per day	Job Worker Attendance	Average Job Worker Attendance per day	Workers Hired	Average Workers Hired per day	Daily Placement Rate %	New Workers Registered	New Employers	Employer Attendance
January	1,150	52	785	36	502	23	64	12	38	335
February	1,083	45	783	33	551	23	70	12	41	351
March	1,288	43	981	33	852	28	87	17	67	527
Total	3,521	47	2,549	34	1,905	25	74	41	146	1,213

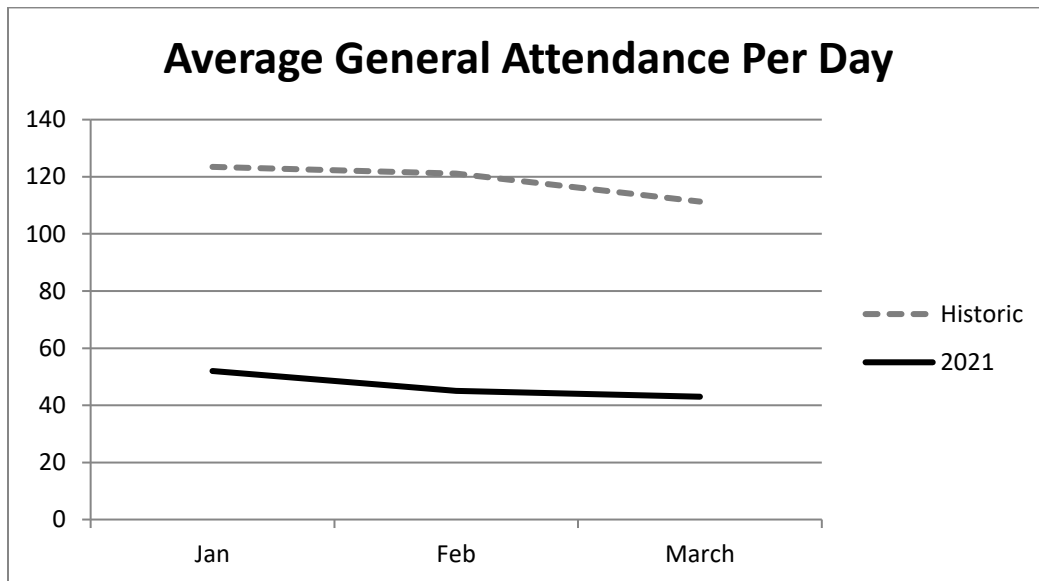
We currently are limiting Volunteers in the center so there are no Labor Program Volunteer hours at this time.

Value of the Labor Program		
	Quarter I	Total
Labor and CM Volunteer Hours (0)	\$0	\$0

AVERAGE NUMBER OF WORKERS HIRED DAILY



AVERAGE GENERAL ATTENDANCE PER DAY



Attendance is limited in the El Sol Labor Hall due to Covid-19 restrictions.

b. Case Management

STRATEGIC PLAN GOAL: 60% increase in 3 points in Self-Sufficiency Score in 2021

Quarter I Progress: 59% increase in 3 points in Self-Sufficiency Score

	Quarter 1	Quarter 2	Quarter 3	Quarter 4	AVG
STRATEGIC PLAN GOAL Self-Sufficiency Score 3 point increase	60%	60%	60%	60%	60%
Actual	59%	0%	0%	0%	59%

The Labor Program continues in 2021 to work in a semi-virtual manner and continues to expand the program within the CDC Social Distancing guidelines. The Case Management Program was providing Case Management support throughout the Quarter.

To calculate a self-sufficiency score, the Case Manager interviews the workers on nine different categories from food assistance to education and employment. From their answers, the Case Manager calculates a baseline for the status of the workers' self-sufficiency. The lowest score is zero and the highest score is 45. Our goal is for workers to learn more about the resources available in the community, improve their work potential, improve their education, and improve their knowledge of the medical and legal resources available.

A follow-up by the Case Manager after six months will provide insight into how the worker is integrating and improving his or her self-sufficiency within our community. In the chart below we have shown the number of Total Worker Visits Processed through Case Management this quarter.

CASE MANAGEMENT 2021						
	Total ID's Issued	New Worker ID's*	Follow-Up ID's	% Increase of 3 points or more on Follow Ups	Other Case Management Visits (Crisis Funds, Incidents, Intensive CM)	Total Visits
Jan	53	16	37	54%	44	97
Feb	50	25	25	56%	43	93
Mar	44	25	19	68%	65	109
Total:	147	66	81	59%	152	299

*Includes Returning Workers who have been out of sight for at least 5 years

Registration now requires mandatory OSHA and El Sol 101 classes. The Community Service events will return to the schedule when the CDC guidance allows it.

In the First Quarter, 147 total IDs were processed. Of those, 66 were new and 81 were follow ups. Other Case Management visits including Crisis Funds, Incidents, and intensive Case Management totaled 152 for the quarter. Case Management processed a total of 299 visits this Quarter.

2. ADULT EDUCATION PROGRAM

a. English as a Second Language (ESL) Program

STRATEGIC PLAN GOAL: 26 total graduates of ESL Classes in all of 2021

Quarter I Progress: 0 Students graduated from English Classes

	Quarter 1	Quarter 2	Quarter 3	Quarter 4	TOTAL
STRATEGIC PLAN GOAL Graduates of ESL Classes	(No Graduation)	11	(No Graduation)	15	26
Actual	0	0	0	0	0

ESL program

El Sol offers Virtual ESL classes in the evenings on Mondays, Tuesdays, and Wednesdays during the semester.

An average of 39 students participated per class day this quarter. Volunteers provided 38 hours of service to El Sol in our Nighttime classes.

ESL Level 1						ESL Level 2					
	# Classes	# Students Enrolled	Attendance	Average Attendance	# Promoted*		# Classes	# Students Enrolled	Attendance	Average Attendance	# Promoted*
January	3	63	22	7		January	3	33	33	11	
February	11	63	139	13		February	11	33	149	14	
March	15	63	137	9		March	15	33	174	12	
Total:	29	63	298	10	0	Total:	29	33	356	12	0

ESL Level 3						ESL Level 4					
	# Classes	# Students Enrolled	Attendance	Average Attendance	# Promoted*		# Classes	# Students Enrolled	Attendance	Average Attendance	# Promoted*
January	3	34	46	15		January	3	15	20	7	
February	11	34	143	13		February	11	15	50	5	
March	15	34	178	12		March	15	15	59	4	
Total:	29	34	367	13	0	Total:	29	15	129	4	0

Value of ESOL Program		
	Quarter I	Total
Nighttime Volunteer Hours (38.2)	\$1,090	\$1,090
Daytime Volunteer Hours (0)	\$0	\$0
Professional Volunteer Hours (0)	\$0	\$0
Total	\$1,090	\$1,090

b. Spanish Literacy – Plazas Comunitarias

STRATEGIC PLAN GOAL: 7 Plazas Module Graduates in 2021

Quarter I Progress: Graduation will be held in the Second Quarter

	Quarter 1	Quarter 2	Quarter 3	Quarter 4	TOTAL
7 graduates from Primary or Secondary school modules	0	2	2	3	7
Actual	0	0	0	0	0

The Plazas Comunitarias Program currently has three levels of classes on Thursday and Friday evenings. They are Basic literacy, Elementary School, and Middle/High School.

Classes continued to be online. On average, there are 6 students attending Plazas classes this semester.

Plazas Attendance			
	# Classes	Basic Literacy	Advanced
January	2	5	4
February	7	15	24
March	9	27	21
Total or Average:	18	3	3

c. GED Program

GED					
	# Classes	# Students Enrolled	Attendance	Average Attendance	# Promoted*
January	2	12	16	8	
February	8	12	58	7	
March	8	12	63	8	
Total:	18	12	137	8	0

El Sol has a GED Spanish program for students who were unable to finish their high school degrees.

Classes continue to use an online model.

El Sol offers GED classes in the evenings on Thursdays and Fridays. There are four subjects of the GED Program; Language, Math, Science, and Social Studies.

A total of 12 students are enrolled and we had an average of 8 students attend the GED classes this semester.

d. Computer Program

STRATEGIC PLAN GOAL: 30 Graduates in 2021

Quarter I Progress: Graduation will be held in the Second Quarter

	Quarter 1	Quarter 2	Quarter 3	Quarter 4	TOTAL
STRATEGIC PLAN GOAL Graduates of Computer Class	(No Graduation)	10	10	10	30
Actual	0	0	0	0	0

Computer Nighttime Class					
	# Classes	# Students Enrolled	Attendance	Average Attendance	# Completed*
January					
February	4	5	11	3	
March	5	5	17	3	
Total:	9	5	28	3	0

Computer Literacy classes are offered Tuesday and Thursday evenings. Classes continue to use an online model.

With most of the Adult Education classes moving to the on-line virtual model, the Computer Class has taken on a new role of assisting students with at home computer set-up, connection, access, and software integration. This has changed the priority for the Computer class to include IT assistance for our Adult Education students.

In the First Quarter of 2021, a total of 5 students enrolled in Computer Nighttime Classes and Computer Assistance at El Sol, with an average attendance of 3 students attending the formal classes.

d. Worker Development Program

STRATEGIC PLAN GOAL: Total of 190 Complete or Graduate from Vocational Training courses and/or workshops in 2021

Quarter I Progress: 97 students graduated or completed Vocational Training Workshops

	Quarter 1	Quarter 2	Quarter 3	Quarter 4	TOTAL
STRATEGIC PLAN GOAL Graduates	46	47	48	49	190
Actual	97	0	0	0	97

STRATEGIC PLAN GOAL: 30% of follow ups of those who Graduate/Complete Vocational Training courses/workshops will secure new income in 2021

Quarter I Progress: 55% of Follow ups reported new income from the course or workshop

	Quarter 1	Quarter 2	Quarter 3	Quarter 4	AVG
STRATEGIC PLAN GOAL New Income	30%	30%	30%	30%	30%
Actual	55%	0%	0%	0%	55%

97 Students Completed and/or Graduated Vocational training classes in the First Quarter. Of those, 55% of those followed up secured new income because of taking the course.

2021 Q1 WDP Graduates	
Workshops	Graduates
Sewing	
Kitchen Training Program	
Beauty Advisor	
Bicycle Repair	24
Cleaning	
Tile	14
Painting	25
Plumbing Repair	7
Floral Design	18
Career Counseling	9
TOTAL GRADUATES	97

2021 Q1 Income Follow Ups		
Follow Ups	# who reported new income from follow ups	% of follow ups who reported new income
22	12	55%

3. HEALTH PROGRAM

a. Promotores de Salud

STRATEGIC PLAN GOAL: 7 Total Promotores de Salud will be identified and trained in 2021

Quarter I Progress: 8 Total Promotores

	Quarter 1	Quarter 2	Quarter 3	Quarter 4	AVERAGE
STRATEGIC PLAN GOAL 7 Promotores Trained	7	7	7	7	7
Actual	8	0	0	0	8

The Promotores de Salud reached a total of 80 members of the community this quarter to discuss health issues of concern and educate the community. This quarter the topic was about Stress during the Covid-19 Pandemic and the Covid-19 vaccine.

	Number of Contacts	Subject
Jan	20	Stress and the Pandemic
Feb	10	Stress and the Pandemic
Mar	50	Covid19 Vaccine
Total	80	

Promotores Volunteer hours are calculated that each Promotores will volunteer three hours per week for the quarter (12 weeks.) We had 8 Promotores volunteer with us this Quarter.

Value of Health Program		
	Quarter I	Total
Promotores Hours	\$8,220	\$8,220
Total	\$8,220	\$8,220

b. Referrals and Workshops

STRATEGIC PLAN GOAL: Attendance to health-related workshops and activities will total at least 2,000 each year.

Quarter I Progress: The total attendance this quarter to 36 Health education workshops was 1,763

STRATEGIC PLAN GOAL: A total of 70% of Clients will successfully follow up with their referral appointment

Quarter I Progress: 93% of clients had successful follow ups

	Quarter 1	Quarter 2	Quarter 3	Quarter 4	TOTAL
STRATEGIC PLAN GOAL Workshop Attendance	500	500	500	500	2,000
Actual	1,763	0	0	0	1,763
	Quarter 1	Quarter 2	Quarter 3	Quarter 4	AVERAGE
STRATEGIC PLAN GOAL % Appointment Follow up	70%	70%	70%	70%	70%
Actual	93%	0%	0%	0%	23%

Service	Jan	Feb	Mar	Total
Primary Care-MyClinic	3	5	9	17
Dental	0	0	0	0
Vision	1	0	1	2
Hearing	0	0	0	0
Skin	0	0	0	0
Women’s Health	0	0	0	0
Escucho-MyClinic	3	1	2	6
Other Specialist	3	1	3	7
Other Referral	7	6	10	23
DV Counseling	0	3	1	4
Foundcare	0	0	0	0
Homeless Referral	1	0	0	1
TOTAL	18	16	26	60

In the First quarter of 2021, our Health Coordinator helped 60 separate cases navigate the health system. The chart to the left summarizes the activities performed by category.

In the First quarter of 2021 our Health Coordinator recorded 1,763 attendances of community members attending 36 different workshops and events in person and on line. Due to the Covid19 pandemic, we have had to move many workshops to an online option.

1st Quarter

	Workshop Topic	# of In Person Participants	# of On line Participants
Jan	OSHA 10 Construction	6	
Jan	Workers Council	8	
Jan	American Heart Association	4	
Jan	Zumba in the Park	6	
Jan	Zumba in the Park	5	
Jan	Zumba in the Park	6	
Jan	Zumba in the Park	6	
Jan	School for Parents Social Media - Technology and Bullying	5	
Jan	Healthier Jupiter - El Sol cooking Class	10	277
Jan	HIV Screening	1	
Jan	AHA Cooking Class Hypertension	10	
Feb	Family Garden Class	9	
Feb	Healthier Jupiter - El Sol cooking Class	10	224
Feb	Jupiter Police Department - Sexual Assault	25	
Feb	Zumba in the Park	10	
Feb	Healthier Jupiter - El Sol cooking Class Strawberry Wrap, Quicke & Smoothie	11	234
Feb	Zumba in the Park	6	
Feb	Zumba in the Park	8	
Feb	Zumba in the Park	8	
Feb	Zumba in the Park	11	
Feb	OSHA 10 Construction	3	
Feb	Merciful Heavens Food Distribution	27	
Feb	School for Parents Home and School Relationship	10	
Feb	School for Parents Emotional Health of Famil	8	
Feb	School for Parents Understanding our Children	6	
Mar	Healthier Jupiter - El Sol Cooking Class Pesto Shirimp with Rice	58	
Mar	Promotore Training - Vaccine Campaign	9	
Mar	Healthier Jupiter - El Sol Cooking Class Zucchini Lasagna	10	682
Mar	Zumba in the Park	9	
Mar	Zumba in the Park	9	
Mar	Zumba in the Park	5	
Mar	Zumba in the Park	12	
Mar	School for Parents Understanding our Children Part 2	4	
Mar	School for Parents Communication	4	
Mar	School for Parents Discipline	4	
Mar	School for Parents Developmental Stages (0-10)	3	
		346	1,417

4. COMMUNITY LIFE

STRATEGIC PLAN GOAL: Create 3 new opportunities for clients/families to participate in community programs in 2021

Quarter I Progress: Drown Prevention Presentation, Tax Presentation

	Quarter 1	Quarter 2	Quarter 3	Quarter 4	TOTAL
Create 3 new opportunities for clients/families to participate in community programs and activities that have typically been inaccessible to clients/families in 2021	1	1	0	1	3
Actual	2	0	0	0	2

STRATEGIC PLAN GOAL: Hold Martin Luther King Jr., Soccer Tournament, and El Sol Fest at El Sol in 2021

Quarter I Progress: El Sol did not hold the Martin Luther King Jr. or the Soccer tournament events due to Covid-19

	Quarter 1	Quarter 2	Quarter 3	Quarter 4	TOTAL
Hold Martin Luther King Jr., Soccer Tournament, and El Sol Fest events in 2021	2	0	0	1	3
Actual	0	0	0	0	0

STRATEGIC PLAN GOAL: Have a total of 580 volunteer hours through community service events in 2021 by El Sol Workers

Quarter I Progress: Program Suspended due to Covid-19

	Quarter 1	Quarter 2	Quarter 3	Quarter 4	TOTAL
Have a total of 580 volunteer hours through community service events in 2020	145	145	145	145	580
*Actual	0	0	0	0	0

STRATEGIC PLAN GOAL: Operate a strong Volunteer Program in 2021

Quarter I Progress: 59 individuals volunteered 1,253 hours in the First quarter

	Quarter 1	Quarter 2	Quarter 3	Quarter 4	TOTAL
Volunteer Hours given to El Sol	1,253	0	0	0	1,253

a. Community Service

Due to the Coronavirus Pandemic and to ensure the health and safety of our workers, community, and our staff, El Sol did not hold any Community Service events this Quarter.

b. Community Events

1. Special Events

i) Book Club BBQ

On March 30, 2021, El Sol hosted the book clubs for a Spring BBQ in the garden. Members of the book clubs participated in mindfulness activities, yoga, and then enjoyed a BBQ. El Sol Board Member Bob Male was our official BBQ Chef.



c. Town of Jupiter Presentations

The Town of Jupiter delivers presentations at El Sol to discuss basic Code Compliance and highlight relevant issues. Due to the Coronavirus Pandemic, they were unable to present at El Sol. They will resume the presentations when they can.

d. Volunteers and Interns

In the First quarter of 2021, a total of 59 El Sol volunteers gave 1,253 hours of their time, which is valued at \$37,868. This calculation includes 965 regular volunteer hours, 119 Intern hours, 3 Professional Legal hours, and 166 Professional IT Volunteer hours.

Volunteers log their hours in a log book at El Sol or call in their hours if they were working from home. El Sol enters their time and tracks their hours through a proprietary software database called VSTS (Volunteer Services Tracking System.)

Many of the hours listed above are accounted for in the different programs described in this report. The rest of the hours are contributed by volunteers that provide many different services such as administrative, assist with special events and committees; teach Spanish classes, write grants and develop strategies, and much more. Their contributions are summarized below under the category “Other.” For the First quarter of 2021, the total number of volunteer hours contributed for operations that are not otherwise mentioned in this report were 475. The total number of Professional IT volunteer hours contributed to El Sol is 166 hours.

The El Sol Intern program has resumed and five Interns provided 119 hours of service to our Chief Development and Communications officer, our Worker Development Coordinator, and with administrative assistance.

Value of Community Life Volunteers		
	Quarter I	Total
Volunteers - Other (475)	\$13,542	\$13,542
Professional IT Volunteers (166)	\$6,632	\$6,632
Interns (119)	\$3,382	\$3,382
Total	\$23,556	\$23,556



Volunteer Coordinator Tim Bowman works with Volunteer, Carolyn Christmas at the “El Sol Café” to provide coffee, pastries, and fruit for the workers early in the morning

5. LEGAL PROGRAM

STRATEGIC PLAN GOAL: Increase attendance to education and information sessions on legal issues to 532 in 2021.

Quarter I Progress: 3 legal Virtual Workshops were held this quarter with an online attendance of 1,632

	Quarter 1	Quarter 2	Quarter 3	Quarter 4	TOTAL
Provide education workshops to 532 clients	133	133	133	133	532
Actual	1632	0	0	0	1632

STRATEGIC PLAN GOAL: Expand capacity for legal advice/counsel for El Sol clients by strengthening existing partnerships with agencies, firms, and attorneys (as evidenced by memoranda of understanding)

Quarter I Progress: No new MOUs for the Legal Program

STRATEGIC PLAN GOAL: Provide legal navigation and referrals to 625 clients in 2021

Quarter I Progress: 35 individuals received legal navigation and referrals

	Quarter 1	Quarter 2	Quarter 3	Quarter 4	TOTAL
Provide legal navigation and referral to 625 clients	156	156	156	157	625
Actual	35	0	0	0	35

Category	Q1	Total
Immigration	18	18
Criminal /Traffic	3	3
Labor related (wage theft, employment discrimination)	6	6
Domestic Issues	2	2
Court System	1	1
Miscellaneous (landlord/tenant claims, contract claims, navigation,etc)	5	5
Total	35	35

During the First quarter of 2021, volunteer attorneys, assisted by our Legal Coordinator and The Legal Aid Society of Palm Beach County, helped a total of 35 people with legal questions. These cases consisted of immigration, criminal, labor, domestic, and miscellaneous issues.

Volunteer Attorneys assisted and gave 3 hours towards El Sol clients this quarter.

Value of Legal Assistance Program		
	Quarter I	Total
Attorneys (3)	\$900	\$900
Total	\$900	\$900

Legal Presentations made during the year:

Date	Subject	Presenters	Number Workers Who Attended via Facebook
January	Workers Compensation	Natalie Navarro	823
February	All new about Immigration	Jackie Delgado	380
March	Personal Injury	Kelsey Burke	429
		Total:	1632

6. FOOD AND NUTRITION PROGRAM

STRATEGIC PLAN GOAL: Serve at least 10,000 meals in 2021

Quarter I Progress: El Sol served 2,438 meals in the First quarter

	Quarter 1	Quarter 2	Quarter 3	Quarter 4	TOTAL
Serve at least 10,000 meals	2,500	2,500	2,500	2,500	10,000
Actual	2,438				2,438

STRATEGIC PLAN GOAL: Increase attendance to Food and Nutrition workshops to 320 in 2021.

Quarter I Progress: The total attendance this quarter to 18 on-line Food and Nutrition workshops was 373

	Quarter 1	Quarter 2	Quarter 3	Quarter 4	TOTAL
Have 320 clients participate in nutrition workshops	80	80	80	80	320
Actual	373				373

STRATEGIC PLAN GOAL: Provide 1,500 pounds of produce from the Community Garden in 2021

Quarter I Progress: 600 pounds of food were harvested in the First quarter

	Quarter 1	Quarter 2	Quarter 3	Quarter 4	TOTAL
Provide 1500 pounds of food from the garden	375	375	375	375	1500
Actual	600	0	0	0	600

STRATEGIC PLAN GOAL: Provide food for 160 clients through the Community Garden in 2021

Quarter I Progress: The Community Garden provided food for 271 clients in the First quarter

	Quarter 1	Quarter 2	Quarter 3	Quarter 4	AVG
Provide food for 160 clients through the Community Garden	160	160	160	160	160
Actual	271	0	0	0	271

a. Hot Meal Program

El Sol Hot Meal		
Month	Total Meals Served	Average meals served per day
Jan	877	58
Feb	656	33
Mar	905	34
Total	2,438	42

In the First quarter of 2021, we served a total of 2,438 meals per day.

The Food and Nutrition Program is making a hot meal first thing in the morning and also providing “To-Go” lunches for workers going out to work. The meals listed in the chart include both the hot meals and the lunches.

In the First Quarter, volunteers contributed 183 hours in the kitchen at El Sol.

Value of the Food & Nutrition Program		
	Quarter I	Total
Hot Meals (@ \$3/meal)	\$7,314	\$7,314
Food Pantry, food	\$15,866	\$15,866
Kitchen Volunteers (183)	\$5,210	\$5,210
Garden Volunteers (250)	\$7,141	\$7,141
PBC Food Bank - Food Stamps	\$2,283	\$2,283
Total	\$37,814	\$37,814

In the First quarter of 2021 the total attendance to 18 in person and virtual nutrition workshops offered through many different programs at El Sol was 373.

The Marjorie S. Fisher Nutrition class is coordinated with our ESL nighttime program. The Diabetes Education classes are coordinated with our Health Program.

Workshops in Blue are through the Health Program

Workshops in Orange are through the ESL Program

Workshops in Black are through the Food & Nutrition Program

Nutrition Workshops		Attendance
Feb	Benefits of Honey	21
Feb	Lesson 1 - Welcome to Eating Smart Levels (3&4)	26
Feb	Lesson 1 - Welcome to Eating Smart Levels (1&2)	20
Feb	Lesson 2 - Plan-Shop-Save (Levels 3&4)	19
Feb	Lesson 2 - Plan-Shop-Save (Levels 1&2)	28
Feb	Lessons 3&4 - Fruits & Vegetables (Levels 3&4)	15
Feb	Lessons 3&4 - Fruits & Vegetables (Levels 1&2)	25
Mar	Salt in Your Body, High Blood Pressure, Healthy Vegetables	10
Mar	Lesson 5 - Whole Grains (Levels 3&4)	15
Mar	Lesson 5 - Whole Grains (Levels 1&2)	24
Mar	Lesson 6 - Protein & Food Safety (Levels 3&4)	15
Mar	Lesson 6 - Protein & Food Safety (Levels 1&2)	24
Mar	Lesson 7 - Calcium (Levels 3&4)	17
Mar	Lesson 7 - Calcium (Levels 1&2)	21
Mar	Lesson 8 - Make Changes (Levels 3&4)	20
Mar	Lesson 8 - Make Changes (Levels 1&2)	31
Mar	Lesson 9 - Celebration (Levels 3&4)	17
Mar	Lesson 9 - Celebration (Levels 1&2)	25
Total		373

b. CROS Ministries Food Pantry

In the First quarter, the C.R.O.S Ministries Pantry at El Sol served 1,084 individuals, averaging 361 individuals per month.



Jupiter Food Pantry		
Month	People Served	Value*
Jan	318	\$5,636
Feb	401	\$5,336
Mar	365	\$4,894
Total	1,084	\$15,866

c. Palm Beach County Food Bank – Food Stamps

The Palm Beach County Food Bank resumed their Benefits Specialist visits to El Sol in February of this year. El Sol has a representative from the Palm Beach County Food Bank who visits El Sol every Thursday between 9am and 4pm to provide assistance with Food Stamp applications and Medicaid inquiries.

In the First quarter of 2021, the Palm Beach County Food Bank Benefit Specialist assisted 25 community members with their PBCFB applications.

Date	PBCFB Applications	Medicaid Inquiries
January	-	-
February	10	-
March	15	-
TOTAL	25	0



d. Sunshine Organic Community Garden



In the First quarter of 2021, we harvested an estimated 600 pounds of food from the garden. Community members volunteered 250 hours in the Sunshine Organic Community Garden.



Month	Garden Harvest in Pounds
January*	200
February*	200
March*	200
Total lbs	600

*Estimated harvest due to lost recording log

Date	Workshops	Attendance
Jan	Growing Tomatoes	7
Feb	Choosing Healthy Plants	10
Mar	Methods of Pollination	13
Total		30

30 Community members attended three workshops about Growing Tomatoes, Choosing Healthy Plants, and Methods of Pollination.

7. YOUTH DEVELOPMENT PROGRAM

STRATEGIC PLAN GOAL: Provide academic learning experiences to at least 90 children (book club, homework club, Girls Who Code, etc.)

Quarter I Progress: El Sol provided 23 students with academic learning experiences

	Quarter 1	Quarter 2	Quarter 3	Quarter 4	TOTAL
Provide academic learning experiences	22	22	23	23	90
Actual	23				23

STRATEGIC PLAN GOAL: Provide direct family services to at least 60 children and their parents each year (summer camp, tutoring, study hall, school for parents)

Quarter I Progress: El Sol provided 21 students with direct family services

	Quarter 1	Quarter 2	Quarter 3	Quarter 4	TOTAL
Provide direct family services	10	20	20	10	60
Actual	21				21

STRATEGIC PLAN GOAL: Provide family support and referral services to at least 30 families each year (JTAA, VPK, Library, etc.)

Quarter I Progress: El Sol provided 24 families with support and referral services

	Quarter 1	Quarter 2	Quarter 3	Quarter 4	TOTAL
Provide family support and referral services	5	10	10	5	30
Actual	24				24

STRATEGIC PLAN GOAL: Provide access to at least 5 unduplicated community resources each year (Back to School Bash, Santa in the Park, PTO Meetings, etc)

Quarter I Progress: El Sol provided 2 community resources

	Quarter 1	Quarter 2	Quarter 3	Quarter 4	TOTAL
Provide access to at least 5 unduplicated community resources	1	2	1	1	5
Actual	2				2

Provide academic learning experiences to at least 90 children (book club, homework club Girls Who Code, etc)		
	# sessions	# students
Libros Book Club	11	8
The Unique and Powerful Book Club		15
Total		23

Provide direct family services to at least 60 children and their parents each year (summer camp, tutoring, study hall, school for parents)		
	# sessions	# Students
Virtual Tutoring	38	5
In person Tutoring	4	4
Bike Repair Workshop	1	12
Total		21

Provide family support and referral services to at least 30 families each year (JTAA, VPK Library, etc)		
	# Families	
School Registration	6	
VPK Regsitation	6	
College Preparation	4	
Baby Supplies	8	
Total		24

Provide access to at least 5 unduplicated community resources each year (Back to School Bash, Santa in the Park, PTO Meetings, etc)		
Event	# Events	
Drowning Prevention Presentation	1	
Spring Fest	1	
Total		2

IV. PROGRAM DESCRIPTION TABLE

Program Descriptions		
Program	Dates/Times	Description
Labor Program		
Day Labor	Mon-Sat 7AM -1PM	Match the skills of registered day laborers to employers.
Case Management	Mon – Fri 9:00AM – 5:00PM	Worker Registration, interviews, file management and review
Adult Education		
Worker Development: Capacitate para Empleo	Varies	Vocational On-line Spanish training class in the Computer Lab at El Sol and Vocational workshops
Worker Development: Sewing Program	Mon, Wed 5PM - 9PM During Semester	Vocational training to provide real life marketable and income generating sewing skills. Customer access for tailoring
Worker Development: Kitchen Training Program	Tue, Thu, Fri 6PM - 9PM Seasonal	Vocational training to provide real life marketable and income generating culinary skills.
Worker Development: Vocational Workshops	Varies	Vocational training to provide skills for Construction, Auto Repair, Cleaning, landscaping, and handyman skills. Held at various locations.
ESOL	Mon-Wed 5PM-7PM During Semester	Structured ESOL classes with four levels of English Proficiency; includes Staying Healthy Curriculum and Financial Literacy. Volunteers provide childcare at night for parents who would otherwise be unable to attend class. Currently On-line
ESL Table Talk	Mon-Wed-Fri 9AM - 11AM Currently On Hold	Informal table talk discussion. Each lesson can stand alone and covers job related topics such as landscaping, housekeeping, painting, etc.
Conversational English	Tues and Thurs 9:30AM-11:30AM Currently On Hold	Conversational English practice for intermediate to advanced level students.
Plazas Comunitarias	Thurs and Fri 7PM - 9PM During Semester	Adult education for Spanish speakers; levels range from basic literacy to GED. Recognized by the Mexican Department of Education.
Computer Literacy	Mon, Wed 7PM - 9PM During Semester	Basic Computer skills including Microsoft Office and using the internet.
GED Prep in Spanish	Thurs and Fri 7PM – 9PM During Semester	Preparation to take the GED in Spanish

Health		
Promotores de Salud	Varies	Hispanic Community Leaders are trained on various health topics to inform and educate the community.
Referrals & Education	Mon-Fri 9AM - 5PM	Assist and guide people in accessing healthcare; provide educational workshops about health issues and healthy living through guest speakers and El Sol's Promotores de Salud program (Health Promoters).
School for Parents	Saturdays (Varies) 9:00AM-11:00AM	Classes for families to strengthen parenting skills, and foster communication in the household
Zumba in the Park	Thursdays 5:30-6:30	Fitness classes taught for healthy exercise and to have fun. Currently on line.
Foundcare HIV/AIDS testing	Last Friday of the Month 9AM - 12PM	Free HIV/AIDS testing and education.
Community Life		
Community Service	Monthly Currently On Hold	Workers and Volunteers participate in community service projects.
Volunteers	Varies	Community members volunteer at El Sol in a variety of roles including welcoming employers, grant writing, IT support, teaching English, preparing meals, and administrative tasks.
Professional Volunteers	Varies	Community Members who volunteer at El Sol within their profession and expertise. This includes IT, graphic arts, grant writing, interior design, and publishing.
AARP	Varies	AARP paid Part-Time positions; Assigned to assist El Sol's mission.
Interns	Varies	Interns assist with community service, planning events, programs, administrative tasks, and annual surveys.
Special Events	Varies	El Sol puts on different Community events during the year such as El Sol Fest and The Volunteer Luncheon.
Town of Jupiter Code Compliance Presentations	Varies	The Town of Jupiter Code Compliance Division gives presentations about Code Compliance issues.

Legal Program		
Legal Referrals and Education	Varies	Assist and guide people in accessing the legal system and provide educational workshops about their rights and responsibilities under the laws of the U.S. and the state of Florida.
Food and Nutrition		
Hot Meal Program	Mon-Fri 6AM Mon-Fri 8:30AM	El Sol provides coffee & bread in the morning every day and a hot meal Monday through Friday for those waiting for work.
CROS Ministries Food Pantry	Tues and Fri 2PM - 4PM	C.R.O.S. Ministries distributes food to anyone hungry in North Palm Beach County.
Farmers Market	Seasonal Sundays 9:00AM – 1:00pm	Market on North parking lot with vendors providing fresh produce and hand made products
Sunshine Organic Community Garden	Varies	This garden is meant to educate and empower the residents of Jupiter to grow their own food using sustainable methods. 10% of the harvest goes back to the El Sol Hot Meal and Food Pantry Programs. The Garden has 30 plots, 20 of which are reserved for the low income residents of our area.

Youth Development		
Children’s Summer Camp	June -July Mon – Fri 9:00AM-3:00PM	6 week children’s summer camp for low income families of the community
Children’s Summer Book Club	June-July Fri 3:00PM-4:00PM Currently On Hold	6 week book club held after summer camp to engage children in reading over the summer through discussion
Children’s Chess Club	June-July 3:00PM-4:00PM Currently On Hold	6 week chess club held after summer camp to introduce children to basic chess concepts
Intro to Taekwondo	June-July 3:00PM-4:00PM Currently On Hold	6 week introduction to basic Taekwondo forms held after summer camp
JES Book Club	Tuesdays 2:15 PM – 3:00PM	Activities to improve reading, comprehension, and writing skills as well as serve as a support group for young students. Held at Jupiter Elementary School.
Girls Who Code	Wednesdays from 3:15-4:30 during School Year Currently On Hold	In partnership with the National Organization, “Girls Who Code” volunteers assist high school female students with introductory software coding skills
JES homework Club	Mondays and Wednesdays from 2:00-3:00 during School year Currently On Hold	In partnership with Jupiter Elementary School, volunteers assist elementary school students with homework during the school year
JMS Girls Book Club	Tuesdays 4:15 PM	Activities to improve reading, comprehension, and writing skills as well as serve as a support group for young girls. Held at Jupiter Middle School.
Arts and Crafts Classes	Mondays 7:00PM – 9:00PM Currently On Hold	Art classes for children of parents attending ESL classes
Read-A-Recipe Literacy	Tuesdays 7:00PM – 9:00PM Currently On Hold	English literacy classes for children taught through curriculum of recipes in the kitchen. Meant for children of parents attending ESL class
Computer Classes	Wednesdays 7:00PM-9:00PM Currently On Hold	Computer classes for children of parents attending ESL classes
Early Learning Coalition	Mondays, Wednesdays 9:00am-5:00pm Currently On Hold	On site ELC case managers process eligibility for VPK, School readiness, and CSC Scholarships